

Spring 1: How do we express ourselves?

Driver: EAD

Outcome: I wonder... how we express ourselves?

Core Text:







Writing Genres:

Fiction texts

Key vocabulary

Dance, music, colours, musical instruments, move, left, right, on top, below, high, low, pitch

Areas of learning:	Learning Objectives:	Activities
PSED 	To develop a sense of responsibility To talk about feelings in more elaborated ways e.g. I'm sad because.... To be more confident in exploring different ways of expressing themselves To learn about growing and how they are improving	To engage in circle times to talk about feelings. To use music and art to express how they are feeling
Understanding the World- Geography 	To know there are different countries in the world and to learn key phrases in other languages.	To look at different artwork and dances from different countries.
Understanding the World- Science 	To use all their sense in hands on exploration of natural materials. To explore collections of materials with similar and/or different properties	To use different materials to make different artworks/musical instruments
Expressive Arts and Design 	Explore different materials and decide how to use them. Pretend/imaginative play to represent their experiences or create their own stories. To develop their own ideas and decide which materials to use to express them. Use drawing to represent ideas like movement or loud noises. Explore colour and colour mixing Create their own songs	Make a piece of art using our bodies to represent the story of Pete the Cat. To make a glow in the dark piece of artwork. To be able to perform 'I am the music man' To make up a song using different instruments To make up a dance to a piece of music. To perform on our class stage

Action/Exhibition:

Art exhibition using different media

Trips

Art gallery/ Local street art