

Summer 2: How do we share the planet?

Driver: UTW

Outcome: I wonder... what minibeasts we can find in our local area?





Core Text:



Writing Genres:
Fiction & Fact texts

Key vocabulary

Mini beast, egg, caterpillar, cocoon, butterfly, bees, worms, slugs, snails, woodlice, ladybird, wasp, fly, plants, soil, water, light, roots, leaves

Areas of learning:	Learning Objectives:	Activities
PSED 	To develop a sense of responsibility. To talk about responsibilities with nature. To be more confident in exploring different ways of expressing themselves. To learn about growing and how they are improving.	To take responsibility and help provide environments for minibeasts to live.
Understanding the World- Geography 	To understand that different plants grow in different parts of the world (climates)	To look at pictures/videos of different areas of the world eg desert, rainforest, mountains and begin to understand different plants grow in different areas
Understanding the World- Science 	To understand the key features of the life cycle of a plant and an animal. To begin to understand the need to respect and care for the natural environment and all living things. Plant seeds and care for growing plants	Talk about how minibeasts need places to live. Understand how bees need flowers – plant a wild flower area in school for bees and other minibeasts Minibeast hunt at local forest school To understand what a plant needs to grow
Expressive Arts and Design 	Explore different materials and decide how to use them to imitate natures Pretend/imaginative play to represent their experiences or create their own stories. To develop their own ideas and decide which materials to use to express them.	To make a collage of an environment with all the minibeasts we have found.

Action/Exhibition:

To create a bug hotel and plant wild flowers in school for the minibeasts.

Trips

Forest school – search for minibeasts