









Autumn 1: Who Are We?		
Driver: Geography		
Outcome: Where Are We From?		
<p>Core Text:</p> <p>Beegu</p> <p>Where Are You From?</p> <div style="display: flex; justify-content: space-around;">   </div>	<p>Writing Genres:</p> <p>Description: Character</p> <p>Description: Setting</p>	
<p>Key Vocabulary</p>		<p>Seasons, changes, United Kingdom, Ghana, coast, ocean, weather, beach, friendships, memories</p>
Subjects:	Learning Objectives:	Activities
<p>Science:</p>  <p>Seasonal Changes</p>	<p>I can observe changes across the four seasons.</p> <p>I can observe and describe weather associated with the seasons and how day length varies</p>	<p>Look at Seasonal changes in London (where we are currently living)</p> <p>Compare to Ghana's seasons</p>
<p>Art:</p> 	<p>Cut, glue and trim material to create images from a variety of media e.g. photocopies, fabric, crepe paper, magazines</p> <p>Explain what he/she likes about the work of others</p> <p>Know the names of tools, techniques and elements that he/she uses</p>	<p>Collage of their face (mixed paper stuck over photograph of face)</p>
<p>Geography:</p> 	<p>Describe seasonal weather changes</p> <p>Use basic geographical vocabulary to refer to key physical features, including: beach, cliff, coast, sea, ocean,</p>	<p>Compare Weather to Ghana</p> <p>Study Cape Coast in Ghana and compare to St Ives.</p>
<p>Computing:</p> 	<p>Data and Information</p> <p>Grouping Data</p>	<p>Collecting information about where our families are from and grouping it</p> <ol style="list-style-type: none"> 1. Label and Match 2. Group and Count 3. Describe an object 4. Making different groups 5. Comparing groups 6. Answering Questions
<p>PSHE:</p> <p>Who are our friends?</p> <p>Memories and growing up</p> 	<p>Discuss their families and where they are from</p> <p>Discuss similarities and differences with each other</p> <p>Discuss the meaning of belonging and where they belong</p>	<p>Refer to different memories with friends and families and where they belong</p> <p>Make a shoebox about themselves, their families and where they are from</p> <p>Each week, add something to their shoebox that fits the theme of the lesson</p>
<p>Exhibition: Exhibition of collages and personalised shoeboxes</p>		
	<p>Trip ideas</p>	<p>Visit to forest school to observe seasonal changes, visit Dulwich picture gallery to look at collages</p>
<p>To be taught in a block and evidenced through floor books</p>		 <p>RE: Introduction to Islam: What does it mean to be a Muslim?</p> <ol style="list-style-type: none"> 1. Learning vocab: Allah, Muslim, mosque, Islam 2. Looking at halal food, Ramadan, Eid Festival