







Spring 2: How does our world work?		
Driver: Science		
Outcome: Why is the land precious to different Australian communities?		
Core Text: Australia Benjamin Blog Why I Love Australia		Writing Genres: Non-fiction: Informal Letter postcard Non-fiction: Formal Letter
Key vocabulary		Australia, indigenous, habitat, landscape, festival, celebrate, printmaking, Continents, Garma, Naidoc
Subjects:	Learning Objectives:	Key Activities:
Science: Living things and their habitats 	I can identify that most living things live in habitats to which they are suited and describe how different habitats provide for the basic needs of different kinds of animals and plants, and how they depend on each other. I can identify and name a variety of plants and animals in their habitats, including microhabitats. I can describe how animals obtain their food from plants and other animals, using the idea of a simple food chain, and identify and name different sources of food.	Study Australian habitats and how these are precious to animals Steve Irwin focus on his work with animals and living things
Geography Seasons/ compare 	Name and locate the world's seven continents and five oceans Identify seasonal and daily weather patterns in the United Kingdom Understand geographical similarities and differences through studying the human and physical geography of a small area of the United Kingdom, and of a small area in a contrasting non-European country (Australia)	Travel around the world in one lesson stopping in Australia Study Australia and its physical geography and compare similarities and differences with the UK Study the human geography of the Gold Coast Australia through the lens of secondary school pupils living in Australia. Share lesson from Arcadia school in Australia informing children about the human geography of where they live and why the land is important to Australians focussing on traditions which Australians follow.
Art 	Use a variety of techniques e.g. carbon printing, relief, press and fabric printing and rubbings Give reasons for his/her preferences when looking at art/craft or design work	Study indigenous artists Look at different ways of printing and rubbing on fabric Design a print based on indigenous art Make the print based on the design and print it on fabric tote bag. Choose some prints to send to Australia and vice versa (see Georgia).
PSHE: 	Special days- Learn about a range of festivals Health and prevention: about safe and unsafe exposure to the sun and how to protect ourselves.	Explore different festivals that Australians celebrate- particularly ones that celebrate the land e.g. Naidoc, Dreamtime stories?
Exhibition: Exhibit prints to school		
Trip ideas		London Zoo, Aborigine art virtual workshop/ visit to an art gallery
To be taught in a block and evidenced through floor books/ RE booklets		 RE: Christianity practices: What is the meaning of Easter?  Computing: Computing systems and networks – IT around us