







Summer 2: How do we share the planet?		
Driver: History		
Outcome: How have we learnt to care for people?		
Core Text: The extraordinary life of Mary Seacole	Writing Genres: Biography x2	
Key Vocabulary		Significant, Mary Seacole, Edith Cavell, nurse, carer, conflict, photograph, portrait, tone, first aid
Subjects:	Learning Objectives:	Activities
History 	Significant figures: Discuss the lives of significant individuals in the past who have contributed to national and international achievements and use some to compare aspects of life in different periods e.g. Mary Seacole and Edith Cavell Show an awareness of the past, using common words and phrases relating to the passing of time Describe where the people and events studied fit within a chronological framework and identify similarities and differences between ways of life in different periods Record what he/she has learned by drawing and writing Identify some similarities and differences between ways of life in different periods	Edith Cavell study across 2 lessons Mary Seacole study across 2 lessons Comparison of both woman using a timeline to explore the 2 different periods Comparison of their lives and how they dedicated them to caring for adults
Science: 	Animals including humans- An investigation into a section of the life cycle (adults) and how they are looked after and cared for.	Understand an adults basic needs comparing with the other parts of a human life cycle. Research the ways in which adults were looked after by Seacole and Cavell and compare to how we looked after adults today. Understand the impact Seacole and Cavell had on the adults they cared for. Find out about how adults kept clean during the time of Seacole and Cavell. Understand what happens when our basic needs are taken away and that you need to go and see a nurse to help you Research what adults needed to stay healthy when they were injured in a war.
Art: 	Experiment with tones using pencils, chalk or charcoal	Create portraits of Mary Seacole and Edith Cavell using different tones. Study Kelvin Okafor (pencil portraits) and Mary Borgman (charcoal portraits)
PSHE: 	Relationships education: same and different, coping with conflict, making and breaking friendships and variety of relationships Basic first aid: Concepts of basic first aid including wasp stings, cuts and grazes, vomiting and nosebleeds.	Role play basic first aid with a partner and learn how to dress and clean wounds
Computing 	Creating media (digital photography)	Create a photo book (e-book) to exhibit using photographs of artwork and biography.
Exhibition: Share e-book of artwork and biographies in the newsletter		
Trip ideas		Visit the portraits outside of Kings College hospital
To be taught in a block and evidenced through floor books		 RE: Christianity and festivals: What religious festivals take place in our community?