

Spring 2: How does our world work?

Driver: Geography






Outcome: What knowledge can we share about living things in the rainforest?

Core Text: Where on Earth- Rainforests, Rainforest warrior- The story of Chico Mendes


Writing Genres: Character description, non-fiction- fact-file (2 rainforest animals and 2 plants),

Key vocabulary

Amazon basin, foreground, middleground, background, batik Yanoyami, biomes, vegetation belts, canopy, emergent, forest floor, understory, classification keys

Subjects:	Learning Objectives:	Activities
<p>Science:</p> <p>Living things and their habitats</p> 	<p>I can recognise that living things can be grouped in a variety of ways.</p> <p>I can explore and use classification keys to help group, identify and name a variety of living things in their local and wider environment</p>	<p>Group living things together- What other living things can we think live in the rainforest (focus of the text)</p> <p>Can we classify living things together- What about by their habitats? Rainforests etc.</p> <p>Can we use the classification keys to identify all the animals that we saw at the Horniman museum? That are found in the Amazon?</p> <p>How does the variety of invertebrates found in the playground change over the year?</p> <p>Why are people cutting down the rainforest and what effect does that have?</p>
<p>Geography:</p> 	<p>Describe and understand key aspects of physical geography - biomes and vegetation belts</p> <p>Explain about key natural resources e.g. water in the locality</p> <p>Understand why there are similarities and differences between places</p> <p>Use maps, atlases, globes and digital/computer mapping to locate countries and describe features studied - South America focus</p> <p>Identify the position and significance of the Tropics of Cancer and Capricorn</p>	<p>Identify where the rainforest is</p> <p>Understand biomes and vegetation belts</p> <p>Explore different biomes and focus on rainforests- identify the layers of the rainforest, where different plants are (how can we classify these), identify animals which live in the rainforest and the resources they need to survive.</p> <p>Compare similarities and differences between the UK and rainforests in South America.</p> <p>Understand why people live in the rainforest and why it is important.</p> <p>Find out what we need from the rainforest.</p>
<p>Art</p> 	<p>Describe some of the key ideas, techniques and working practices of artists, architects and designers who he/she has studied</p> <p>Create different effects by using a variety of tools and techniques such as bleeds, washes, scratches and splashes</p> <p>Print on fabrics using tie-dyes or batik</p> <p>Use a variety of techniques e.g. marbling, silkscreen and cold water paste</p> <p>Use a sketchbook for collecting ideas and developing a plan for a completed piece of artwork</p> <p>Articulate how he/she might improve their work using technical terms and reasons as a matter of routine</p> <p>Use taught technical skills to adapt and improve his/her work</p> <p>Use a sketchbook for collecting ideas and developing a plan for a completed piece of artwork</p> <p>Articulate how he/she might improve their work using technical terms and reasons as a matter of routine</p>	<p>Artist study- Henri Rousseau weeks 1-2</p> <p>Week 3 Create a rainforest painting using a variety of techniques using watercolours</p> <p>First practice with PVA glue</p> <p>Second use hot wax</p> <p>Evaluate and reflect on the techniques</p>
<p>PSHE</p> 	<p>Fundraising Activities</p> <p>Citizenship & British Values - financial capability, participation Children will learn:</p> <ul style="list-style-type: none"> About what voluntary agencies do <p>Children should:</p> <ul style="list-style-type: none"> - Plan and undertake a simple fundraising project 	<p>Plan final action of selling artwork/fact-files.</p> <p>Host an art/fact-file sale to sell fact-files and batik art at the end of the half term in an effort to fundraise for a charity of choice- liaise with PTA's Spring fair</p>
<p>Computing</p> 	<p>Creating media - photo editing. Link photos to pictures of rainforests.</p>	<p>Learn about photo editing. Type up fact-files and create a booklet using edited photos on canva</p>

Action/Exhibition: Fundraise for a chosen charity- sell fact file books to raise money at Spring fair

Trip ideas:	Horniman museum- rainforest workshop/ Kew gardens- rainforest educational session
To be taught in a block and evidenced through floor books	 RE: Christianity: What does a church look like?