

Spring 1: How do we express ourselves?

Driver: Art





Outcome: How do we express ourselves when we're facing disaster?

Core Text: Kensuke's Kingdom

Writing genres: Diary entry x2, Non-fiction: Informal letter x2

Vocabulary

Greenwich mean time, Japan, Hokusai, Sushi, meridian, longitude, latitude, hemisphere, perspective

Subjects:	Learning Objectives:	Activities
Geography: 	Use maps, atlases, globes and digital/computer mapping to locate countries and describe features studied - Asia focus Identify and describe the significance of the Prime/Greenwich Meridian and time zones including day and night Identify the position and significance of latitude, longitude, Equator, Northern Hemisphere, Southern Hemisphere Understand why there are similarities and differences between places	Locate Asia, Japan; focussing on environmental regions, features and characteristics Understand the significance of GMT and differing time zones, e.g. if it is 2pm in UK, what is the time in Japan? Label longitude, latitude, the equator, northern and southern hemisphere on a map. Compare the physical and human geography of Japan with the UK
Art: 	Begin to develop an awareness of composition, scale and proportion in their work Use simple perspective in their work using a single focal point and horizon Use techniques, colours, tones and effects in an appropriate way to represent things seen - e.g. brushstrokes following the direction of the grass, stippling to paint sand, watercolour bleeds to show clouds Explain and justify preferences towards different styles and artists Describe the work and ideas of various artists, architects and designers, using appropriate vocabulary and referring to historical and cultural contexts	Explore The Great Wave off Kanagawa by Japanese ukiyo-e artist Hokusai. Learn about the artist and his work. Re-create this woodblock print of waves using watercolours
Design and Technology: 	Confidently plan a series of healthy meals based on the principles of a healthy and varied diet Use information on food labels to inform choices Research, plan and prepare and cook a savoury dish, applying his/her knowledge of ingredients and his/her technical skills	Create a series of healthy meals which are either Japanese or are easy to create if stranded on an island (using natural resources) e.g. Sushi, grilled fish
PSHE 	Healthy Eating Relationships, arguments & families	Cross-curricular with DT Cross-curricular with English text- Michael's experience & Kensuke's

Exhibition: Artwork exhibition

Trip ideas: V&A museum to explore Japanese artworks

To be taught in a block and evidenced through floor books



RE: Buddhism



Computing: systems and networks - Communication and collaboration